



















































RS4 DIAGRAM





SERİ 4500-D	Poz Cont.	0°	72°	144°	216°	288°
						
		0	1	2	3	4
 1-1a  2-2a  3-3a  4-4a		X	X	X	X	
		X		X	X	
			X	X	X	
					X	







SERİ 4600-T	Poz Cont.	0°	72°	144°	216°	288°
						
		0	1	2	3	4
 1-1a  2-2a  3-3a  4-4a		X	X	X	X	
		X		X		
		X	X			
					X	




SERİ 4700-T	Poz Cont.	0°	72°	144°	216°	288°
						
		0	1	2	3	4
 1-1a  2-2a  3-3a  4-4a		X	X	X	X	
			X			
				X		
					X	



SERİ 4800-D	Poz Cont.	0°	40°	80°	120°	160°	200°	240°	280°	320°
										
		0	1	2	3	4	5	6	7	8
 1-1a  2-2a  3-3a  4-4a		X	X	X	X	X	X	X	X	
			X				X	X	X	
					X		X		X	
						X	X		X	





SERİ 4900-R	Poz Cont.	0°	60°	120°	180°	240°	300°
							
		0	1	2	3	4	5
 1-1a  2-2a  3-3a  4-4a		X		X	X	X	
			X	X	X		
					X		
						X	







SERİ 4400-R	Poz	0°	90°	180°	270°
					
Cont.		0	1	2	3
10	1-1a		X		X
	2-2a			X	X
	3-3a		X	X	X
	4-4a		X	X	X






SERİ 4300-D	Poz	0°	60°	120°	180°	240°	300°
							
Cont.		0	1	2	3	4	5
10	1-1a		X	X	X	X	X
	2-2a			X		X	
	3-3a				X	X	
	4-4a						X






SERİ 4200-D	Poz	0°	51,4°	102,8°	154,2°	205,6°	257°	308,4°
								
Cont.		0	1	2	3	4	5	6
10	1-1a		X	X	X	X	X	X
	2-2a		X				X	X
	3-3a			X		X		X
	4-4a				X	X	X	X








SERİ 4100-R	Poz	0°	51,4°	102,8°	154,2°	205,6°	257°	308,4°
								
Cont.		0	1	2	3	4	5	6
10	1-1a		X	X	X			
	2-2a		X	X		X		
	3-3a						X	X
	4-4a		X					X

SERİ 4120-T	Poz	0°	90°	180°	270°
					
Cont.		0	1	2	3
10	1-1a	X	X	X	
	2-2a		X	X	X
	3-3a		X		X
	4-4a			X	X

SERI 4130-T	Poz Cont.	0°	60°	120°	180°	240°	300°
							
		0	1	2	3	4	5
10	1-1a		X	X	X	X	X
	2-2a					X	X
	3-3a		X		X	X	X
	4-4a			X	X	X	

SERI 4140-T	Poz Cont.	0°	72°	144°	216°	288°
						
		0	1	2	3	4
10	1-1a		X	X	X	X
	2-2a					X
	3-3a		X		X	
	4-4a			X	X	X

SERI 4150-D	Poz Cont.	0°	72°	144°	216°	288°
						
		0	1	2	3	4
10	1-1a		X	X	X	X
	2-2a		X		X	
	3-3a					X
	4-4a		X	X		X

SERI 4160-T	Poz Cont.	0°	51,4°	102,8°	154,2°	205,6°	257°	308,4°
								
		0	1	2	3	4	5	6
10	1-1a		X	X	X	X	X	X
	2-2a					X	X	X
	3-3a		X		X	X	X	
	4-4a			X	X	X		