



























RS3 DIAGRAM






SERi 3500-D	Poz Cont.	0°	72°	144°	216°	288°
						
		0	1	2	3	4
	1-1a		X		X	X
	2-2a			X	X	
	3-3a					X






SERi 3560-T	Poz Cont.	0°	72°	144°	216°	288°
						
		0	1	2	3	4
	1-1a		X		X	X
	2-2a			X	X	X
	3-3a					X







SERi 4528-T	Poz Cont.	0°	90°	180°	270°
					
		0	1	2	3
0 	1-1a		X	X	X
	2-2a		X		X
	3-3a			X	X






SERi 3700-D	Poz Cont.	0°	30°	60°
				
		0	1	2
	1-1a		X	X
	2-2a			X
	3-3a			X






SERi 3800-T	Poz Cont.	0°	90°	180°	270°
					
		0	1	2	3
	1-1a		X		X
	2-2a			X	X
	3-3a		X	X	X






SERI 3900-D	Poz Cont.	0°	90°	180°	270°
					
		0	1	2	3
	1-1a	X			
	2-2a			X	X
	3-3a		X		X






SERI 3400-T	Poz Cont.	0°	90°	180°	270°
					
		0	1	2	3
	1-1a		X		
	2-2a			X	X
	3-3a				X







SERI 3300-R	Poz Cont.	0°	72°	144°	216°	288°
						
		0	1	2	3	4
	1-1a				X	X
	2-2a			X		X
	3-3a		X	X	X	X







SERI 3200-T	Poz Cont.	0°	90°	180°	270°
					
		0	1	2	3
	1-1a		X		
	2-2a			X	
	3-3a				X




SERI 3100-R	Poz Cont.	0°	90°	180°	270°
					
		0	1	2	3
	1-1a		X	X	X
	2-2a			X	X
	3-3a		X		X







SERi 3600-R	Poz Cont.	0°	90°	180°	270°
					
		0	1	2	3
	1-1a		X		X
	2-2a		X	X	
	3-3a		X	X	X

SERi 3120-D	Poz Cont.	0°	90°	180°	270°
					
		0	1	2	3
20 	1-1a		X	X	X
	2-2a				X
	3-3a			X	

SERi 3130-D	Poz Cont.	0°	72°	144°	216°	288°
						
		0	1	2	3	4
20 	1-1a		X		X	
	2-2a			X	X	
	3-3a					X

SERi 3140-R	Poz Cont.	0°	72°	144°	216°	288°
						
		0	1	2	3	4
10 	1-1a					X
	2-2a			X	X	X
	3-3a		X		X	X

SERi 3150-T	Poz Cont.	0°	90°
			
		0	1
20 	1-1a		X
	2-2a		X
	3-3a	X	

SERİ 3160-T	Poz	0°	72°	144°	216°	288°
						
	Cont.	0	1	2	3	4
	1-1a					X
	2-2a		X		X	
	3-3a			X	X	X